

Configuration Dialog Box (D2000/Structures and Databases /Structure Definition)

Structure definition - configuration dialog box

Editing of all objects in the [D2000 CNF](#) process is performed in the [configuration dialog box](#), a specific part of which is common for all editable objects and another part depends on the type of edited object.

The configuration dialog box of objects of the *Structure definition* type consists of several parts (tabs), which contain related parameters.

- [General properties](#)
- [Groups](#)
- [Structure](#)

General properties






Description

A text string describing the structure definition. Maximum: 128 characters.
Possibility to use the [Dictionary](#) (to open press **CTRL+L**).

Structure

Individual items (columns) of the structure are defined in the list, where each row of the list corresponds to one item of the structure and displays all configuration parameters.

To modify the number of items in the list use the following buttons:

	- inserts a row above the current one
	- adds a row to the end (last one)
	- deletes current row
	- inserts a copy of the current row above the current row
	- adds a copy of the current row to the end (last one)

During the editing of a used structure definition, it is not possible to decrease the number of columns.

To edit individual configuration parameters, press the left mouse button above the corresponding parameter. According to the type of parameter, a value is entered either by typing into the input field or by selecting from the list.

Name

A unique string of characters within the frame of objects, which meets restrictions for [object name](#) in the system Name is used in references to an item.

Warning: Name can consist of a maximum of 32 characters, capital letters and small letters are not distinguished (e.g. a column names "Hello" and "hello" are the same).

Description

Arbitrary text string. Maximum: 50 characters.

Value type

The possible value types:

Value type	The entry of start value and its interpretation
------------	---

Logical	T* - True (word beginning with the character 'T'), otherwise False.
Integer	Integer number
Real	Real number
Absolute time	Time in the form of HH:MI:SS DD-MM-YYYY.
Relative time	Time in the form DDD HH:MI:SS.MSS.
Text	Text
Object	Name of an existing object in the system.

The types from *Logic* up to *Text* are common value types and determine the value type of a corresponding column for objects of *Structured variable* and *Database* types. The type **Object** represents either a reference to an object or a structured variable item or a value array item. Basically, it is a reference to another object of the D2000 system. Item of a structure, which includes the reference to an object, essentially copies a value of the given object.

Start value **

Text parameter, which determines the start value of the item after the system start. Start value is expressed by a text and is converted to the corresponding type during the system start. Unsuccessful conversion is expressed by invalid value.

For example: the column type is **Integer** and the **Start value** is "4", the value of corresponding columns of objects of *Structured variable* type is to be 4 (if the attribute is not redefined) after the system start.

For the value type **Object**, the attribute **Start value** defines the object name, to which item will refer. Reference to object means, that the corresponding item copies the object value.

Note: The parameter can be disabled*.

Limits and hysteresis **

Limits (VHL, HL, LL VLL) for setting the limit attributes and hysteresis.

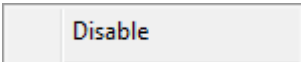
Note: The parameters can be disabled*.

Status text

The connected object of the *Status text* type determines the way of displaying the values of the column. To disable using of Status text, enter an empty object name.

Index to transformation palette

Defines the way of displaying a value if it is not defined by status text. To disable displaying by means of a transformation palette, select the index 0.

* To disable a configuration parameter, press the right mouse button above the corresponding item and select 

** Configuration parameters are applied only in the case that their inheritance level is deeper than 1 (Structured variable, Structure column, Structure item)

The color of an item informs us about its configuration as follows:

Start value
Text for start value
Disabled

The start value of the item in the first row is defined as "Text for start value". The start value in the second row is disabled and the values of both items are undefined after the system start.



Note: The hotkey **CTRL+C** inserts all configuration parameters into the Clipboard. These can be inserted e.g. into MS Excel.



Related pages:

[Structure definition](#)