

Detailed information



Clicking the button **Detailed information** causes opening the dialog window, which contains the keywords of the dictionary in the form: Key | Language | Create time | Modify time | User | Translate.

In the User column, there is displayed the name of the user who changed a translation most recently.




Detailed information

Limit:

Key	Language	Create time	Modify time /	User	Translate
DB	SK	20.08.2014 09:43:36	20.08.2014 09:43:36	SystemD2000	Databáza
DB	EN	20.08.2014 09:43:40	20.08.2014 09:43:40	SystemD2000	Database
DB	CZ	20.08.2014 09:43:45	20.08.2014 09:43:45	SystemD2000	Dabaze
ACCOUNT	SK	20.08.2014 14:13:18	20.08.2014 14:13:18	SystemD2000	účet
ACCOUNT	CZ	20.08.2014 14:13:43	20.08.2014 14:13:43	SystemD2000	účet
ACCOUNT	EN	20.08.2014 14:13:15	20.08.2014 14:19:04	SystemD2000	account
LICENCE	EN	22.08.2014 09:08:43	22.08.2014 09:08:43	SystemD2000	licence
LICENCE	SK	22.08.2014 09:08:50	22.08.2014 09:09:02	SystemD2000	licencia
LICENCE	CZ	22.08.2014 09:09:10	22.08.2014 09:09:10	SystemD2000	licence
cas	EN	19.03.2015 14:48:59	19.03.2015 14:48:59	SystemD2000	cas

Cancel

The keywords can be sorted according to any column - preferentially from the new one to the old one.

The dictionary cannot be edited but the data import from the file to the dictionary (button ) , or data export (selected data (button ) or whole dictionary (button ) into file are available.

Only those files that had been exported through this dialog window are imported !!!



Related pages:

Dictionary