

Configuration (HI/Configuration in HI Process /Configuration of Compositions, Graphs and Reports /Compositions of Graphic Information Windows)

Configuration of compositions

Composition is a group of graphic information windows (pictures, graphs) arranged on the [D2000 HI](#) process's desktop.

The main task of a composition is to make the work with frequently opened and arranged windows easier. User deploys all windows on HI process's desktop and then defines it as a new composition. It allows him to open corresponding windows with the preservation of original arrangement by opening the required composition.

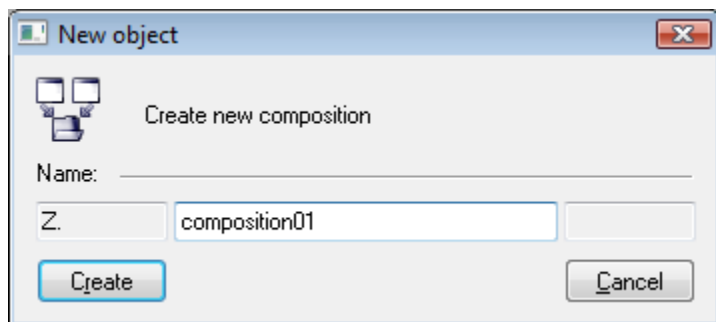
Compositions are defined in the environment [D2000 HI](#) process. To configure them, select the **Compositions** item from the **Configuration** menu and then select particular action (see the topic: [Configuration of compositions, graphs and reports](#)).

Besides general actions (open object, delete object, assign to groups), the following operations can be done with compositions:

- [Create a new composition](#)
- [Edit the composition configuration](#)

Create a new composition

To create a composition, enter a name of the composition into the **New object** dialog box.



The system may automatically extend the composition name with an extension and prefix which are defined in your D2000 system application.

The dialog box to edit composition settings will be opened after entering a name and clicking the **OK** button. Procedure is the same as during composition configuration.

Edit the composition configuration

Editing the composition parameters is performed in the following dialog box:

Description:

Description of composition

Close prior to opening the composition:

☒ Pictures ☒ Graphs ☒ Reports

☒ Pictures in dialog windows

☐ Minimalize unclosed windows

☒ Create new composition content

Set to groups:

- ☒ Diagnostika
- ☐ g04_Alarmy_1
- ☐ nová logická skupina je to
- ☐ nová logická skupina je to
- ☐ OLD
- ☐ SELF1.CLC
- ☐ Sys

☒ ☐

Navigator

Main: S.1ARCHIV_MONITOR

Previous: S.1_Browser

Next: S.1_Farby

OK Cancel

Description

The checkbox allows to define which window types have to be closed before opening the composition. Checking the checkbox next to given window type will close all windows of the type opened on the [D2000 HI](#) desktop before opening the composition. Possibility to use the [Dictionary](#) (to open press **CTRL+L**).

Close prior to opening the composition

A group of parameters, which allow to specify what window types are to be closed prior to opening the picture. A checked option for a particular window type causes that all windows of that type that are displayed on the desktop of [D2000 HI](#) will be closed before opening the picture.

Note: The parameters **Pictures** and **Pictures in dialog windows** do not permit to close invisible pictures (the pictures with the parameter Invisible checked in the configuration or the pictures that are hidden by the function %HI_VisiblePicture).

Minimize unclosed windows

Checking the checkbox will minimize all windows opened on the [D2000 HI](#) desktop before opening the composition.

Create new composition content



A new list of windows and their arrangement will be created according to current state when saving the composition settings. The parameter is required for each newly created composition and is valid just during composition saving, i.e. it is not stored in the configuration database. If the parameter is disabled, then parameters, displayed in the dialog box, will be modified when saving the composition.

List of objects in the composition

The dropdown box, placed right to the **Create new composition content** checkbox, consists of the list of composition windows, as they are defined in the database.

Set to groups

It allows to define groups, which the composition will be assigned to. Select a group and click on the control buttons to assign (withdraw) to (from) selected group.

	Includes composition in selected logical group.
	Excludes composition from selected logical group.

Navigator

You can define the main, previous and following picture or composition for each composition. These pictures or compositions, assigned to a composition opened on the [D2000 HI](#)'s desktop, are opened using the buttons in navigation toolbar - see the topic [Navigation toolbar](#).



Related pages:

[Configuration of compositions, graphs and reports](#)