

Common Properties of Control Windows (HI/Monitoring and Controlling of D2000 System Objects/Old Control Windows)




Common properties of control windows

!!! OLD CONTROL WINDOWS !!!

Some of the features and controls are universal for all or great number of the control windows.

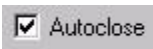
Title of each control window includes a name of the object that allows the user to control this window. The title bar of the I/O Tag control window **MB_AI_01** looks as follows.

All control boxes contain several common buttons.

Close	Close the control window
*Set	Depending on presence of Execute button in the control window, Set button performs two possible functions: 1. Execute button is not placed in the window. Clicking Set button will execute the command to set a value (or default value) eventually also object value flags (attributes). 2. Execute button is placed in window. Clicking Set button only "prepares" the setting of value (or default value) eventually also value flags (attributes).
Execute	This button is placed in window if Acknowledge option has been enabled at link configuration of the graphic object in the process D2000 GrEditor . Clicking Execute button will execute the command to set a value (or default value) eventually also value flags (attributes) that have been "prepared" to set by clicking Set button.
 Graph	Open a graph.
 Browser	Insert the controlled object into current page of opened Browser. If Browser is not opened, clicking on this button will open it and the controlled object will be inserted into its first page.
	Acknowledge an object value (if the button is placed right from the current object value) or process alarm (if the button is placed right from the process alarm button).

* Control window of digital objects does not contain **Set** button. Buttons, used to set an object value, perform its function. The button captions are ON and OFF.

If the option **Autoclose** has been checked at the link configuration of graphic object in the process [D2000 GrEditor](#), its control window contains the checkbox **Autoclose**.




If the box is checked then control window is closed after clicking on **Set** or **Execute** button.

Common part of every all control windows

Top part of control windows is almost the same - except for several differences. An example of this top part is shown on the following picture.

As it has been already mentioned, window title bar contains the name of controlled object. The uppermost part displays the current value of controlled object, its states and object technical units – **Current value** item.

Current value [Current States of Value] Tech. units

If value is not acknowledged (NoAckValue),  button will appear right from this value. Operator acknowledges the value by clicking on this button and then it disappears.

The line below the current value contains time information about the last update of object value and object value flags (attributes). There are displayed only names of those flags with TRUE current value. Presence of flag information in window depends on the configuration of the HI settings, specifically on the option [Show flags](#).

Hour:Min:Sec Day-Month-Year Flags (attributes) of value

The next line displays a range defined for particular object – **Range** item. Range is displayed only for the objects with integer or real (analog) values.


<VLL, LL, HL, VHL>

VLL - Very Low Limit (the lowest limit)

LL - Low Limit

HL - High Limit

VHL - Very High Limit (the highest limit)

Control window of objects of I/O Tag or Eval Tag type contains the next line with **Process alarm** caption. The button to control process alarm and containing information about the process alarm state is placed right from this caption. If the process alarm is not acknowledged,  button will appear right from the line. Clicking this button acknowledges the process alarm and the button will disappear. More information about the process alarms you can find in the topic [Controlling process alarms](#).

In several cases (for example sensor breakdown) default value allows to replace I/O Tag value obtained by D2000 COM communication process with another value. Option to replace object value of I/O Tag type with another value – so called default value – depends on the object configuration in the process [D2000 CNF](#). If this option has been enabled at the configuration then control window contains **Use default** value checkbox. Checking this option allows to use a default value. The control window will be enhanced with the control buttons allows to set default value.