






# Controlling Parameters by means of Pictures

## Controlling parameters by means of pictures

Operator can accessing values and states of technological process parameters by means of graphic objects in picture. There are two ways to perform the access:

1. View - view values and states of parameters.
2. Control - control the value and other attributes of linked object.

Access to control parameters in the picture is shown by a change of the mouse cursor above graphic objects of the picture. If a graphic objects is linked to a D2000 system object then the shape of mouse cursor above this object will change to a hand shape. The symbol can have various shapes in dependence on the type of the link.

	Opens the information window.
	Opens the graphic information window (picture, graph) or composition of graphic information windows.
	Allows to set a value of the linked object (without acknowledgement).
	Allows to set a value of the linked object (with acknowledgement).
	Opens the control window.

Mouse click on such a graphic object executes the operation corresponding to configuration of the link settings (defined at the picture creation in the process [D2000 GrEditor](#)) and linked object type. One of the following operations can be executed:

- opening a picture, graph, configuration of graphic information windows,
- setting required value,
- opening the control or information window.

Type of opened control window and its control buttons depend on both the type of linked system object and on user's access rights. Particular types of control window are described in the following topics:

- [Information Window](#)
- [Information Window of Archive \(historical\) Value Array](#)
- [Controlling Digital Input I/O Tags \(DI\)](#)
- [Controlling Digital Output I/O Tags \(DO\)](#)
- [Controlling Quadrant Input I/O Tags \(DO\)](#)
- [Controlling Analog and Integer Input I/O Tags \(AI, CI\)](#)
- [Controlling Analog and Integer Output I/O Tags \(AO, CO\)](#)
- [Controlling Communication Stations](#)
- [Controlling Absolute Time Inputs \(TiA\)](#)
- [Controlling Absolute Time Outputs \(ToA\)](#)
- [Controlling Time Interval Objects - Input \(TiR\)](#)
- [Controlling Time Interval Objects - Output \(ToR\)](#)
- [Controlling Text Objects](#)
- [Controlling Alarms](#)
- [Controlling Text Inputs \(TxtI\)](#)
- [Controlling Text Outputs \(TxtO\)](#)
- [Controlling Objects with Defined Status Texts](#)
- [Control Window to Directly Set a Numerical Value](#)

The access to control parameters can be limited, providing that someone already controls the given parameter. In this case, the user is informed about the limited access rights.



**Related pages:**

[Pictures](#)