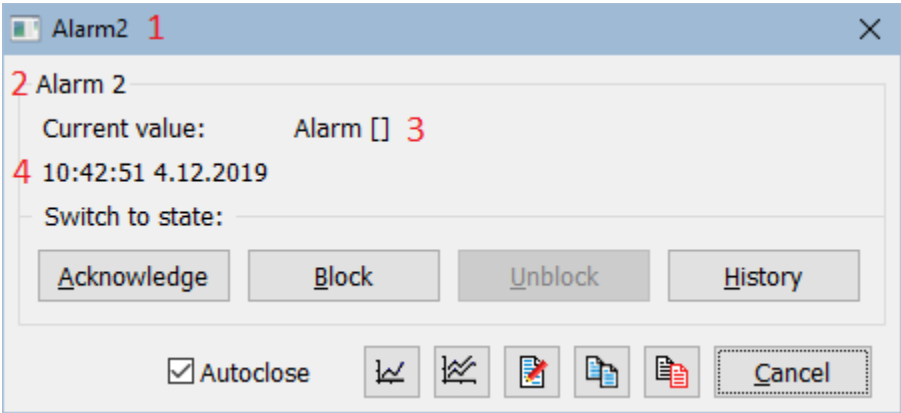







# Control the Alarms (HI)

## Controlling alarms

Clicking a graphic object with a connected object of *Alarm* type (system alarm) opens (provided the user has insufficient access rights) the following control window.



1	Object's name.
2	Object's description.
3	Current value and <a href="#">states of the object</a> .
4	Value time.
Acknowledge	Acknowledges the current alarm.
Block	Blocks the current alarm.
Unblock	Unblocks blocked alarm.
History	Shows the object's history. Clicking the button opens the <a href="#">System logging</a> dialog box.
	Opens a <a href="#">dynamic graph</a> of the object.
	Opens a <a href="#">multigraph</a> of the object.
	Edit object. Only when process CNF is running.
	Inserts the controlled object into current page of the <a href="#">Browser</a> if opened. If it is not opened, clicking this button will open it and the controlled object will be inserted into its first page.
	Copies the object name to Clipboard.

### Note

If the **Set value** option is checked and the *KVIT* word is typed into the input edit box in process [D2000 GrEditor](#) during the object configuration, then clicking on this object will acknowledge the given alarm.