

















# Main Toolbar (Work with D2000 HI)

## Main toolbar

Meaning of individual buttons of main toolbar are in the following table.

	Print graphs and pictures.
	Send text messages in process <a href="#">D2000 HI</a> . <a href="#">»</a>
	Open a composition of graphic information windows. <a href="#">»</a>
	Open a picture. <a href="#">»</a>
	Open a graph. <a href="#">»</a>
	Display active and blocked alarms. <a href="#">»</a>
	Open Browser of D2000 objects. <a href="#">»</a>
	Browse the log database. <a href="#">»</a>
	Browse the archive of historical values. <a href="#">»</a>
	Browse time channels. <a href="#">»</a>
	Work with structured variables. <a href="#">»</a>
	Work with database tables. <a href="#">»</a>
	Notes
	Composition configuration (create, edit, delete, assign to groups). <a href="#">»</a>
	Graph configuration (create, edit, delete, assign to groups). <a href="#">»</a>
	Display HI process help.



Related pages:

[Toolbars](#)